


Storytime Activity Guide

Carmela Full of Wishes
written by Matt De La Peña
and illustrated by Christian Robinson

On her birthday, Carmela finds a dandelion outside of the laundromat while helping her big brother with family errands. She holds onto it, waiting for just the right thing to wish for. When her dandelion is crushed on the concrete, Carmela's big brother helps her find a replacement and the perfect wish.

Did you know?

Asking questions about what will happen next, comparing ideas, and making predictions are all parts of developing critical thinking skills! Let your child practice making predictions and asking questions as you read *Carmela Full of Wishes* together.



Words to Practice

Dandelion
Harvest
Papel Picado
Greenhouse

Talk about it!

- Why do you think Carmela is so excited to do family errands with her brother?
- Pause on the page when Carmela falls down. What do you think will happen next?
- If you had one wish, what would it be for?

Find More Online

Scan this QR code for more free resources.



qrco.de/CarmelaWishes

Create!

Papel picado is a colorful banner used for different celebrations in Mexico. Create your own papel picado!

Materials needed:

- Safety scissors
- Tissue paper
- String, yarn, or floss

1. Take one piece of tissue paper and fold it 3 times.




2. Cut out small shapes from all edges of the folded tissue paper. If you want, you can draw shapes on the edges to help you cut. Depending on where you cut, some of the shapes will double.

3. Fold the tissue paper one more time across the middle and cut more shapes on the side with no cut outs. Ask your child to guess what kinds of shapes each cut will make when the paper is unfolded.

4. Open the tissue paper up and see what design you made!

5. Take a new piece of tissue paper and repeat. Try folding the tissue paper in different ways and cutting different types of shapes. For example, try folding the paper once, then cutting it, the folding again and cutting it, and so on.

6. Use yarn, string, or even floss to hang up your papel picado. You can thread the string through shapes in the tissue paper or you can use tape.



Play: (activity with no materials)

Carmela has a lot of different wishes—from endless candy to having her father home again.

What wishes do you think other people would have? Think about different types of people or animals and imagine what wishes they would have. You can sing a song for each wish:

I am a _____, I wish, I wish for a _____

For example, "I am a fish. I wish, I wish for an ocean to swim in."

"I am a doctor. I wish, I wish, for a magic pill to cure everyone who is sick."

"I am a chicken. I wish, I wish for wings that could fly."