




My First Book



In the story 'Dreamers' by Yuyi Morales, the characters explore their new home. In their adventure, they discover the library along with all of its magical books. For this activity, you and your child will work together to create an original book with paper, pencil, and crayons, or markers. Let your imagination run wild to create a magical book, just like the ones the characters discovered in the library.

<p>Explain all aspects of a book (title page, author, illustrator, beginning, middle, end, etc.).</p> <p>Ask the child: What is/are your favorite books?</p>	
<p>Explain to the child they will create their own book! This book will include both pictures and words.</p> <p>Hint: If your child does not have a clear topic idea for their book, encourage them to make their book about an adventure they were on or would like to be on, just like in 'Dreamers'.</p>	
<p>You will need sheets of paper: one sheet, folded in half, will serve as the front and back cover, and additional sheets of paper will serve as the middle pages of the story.</p> <p>Feel free to pick any color paper!</p> <p>Fold all pages in half. If you like, you can staple the pages on the folded edge or secure the pages with yarn or a pipe cleaner.</p>	

Decide with your child what the title of the story will be. Write it on the front cover. You can ask your child to draw a picture to illustrate the title.

Move on to the other pages to begin writing an original story with illustrations.

Help your child write the story (ask them to tell you the story while you write it down). Pictures can be drawn by the child or cut from old magazines/newspapers and glued to the pages.



**Share your story with family and friends.
Get inspired to make many original stories to add to your collection!**

Alignment to DRDP Skills:

- ALT REG 1: Attention to Maintenance, ALT REG6: Engagement and Persistence
- SED 1: Self-Awareness in Relationship to Others, SED 3: Relationship and Social Interactions with Familiar Adults, LLD 1: Understanding Language (Receptive), LLD 2: Responsive to Language, LLD 3: Communication and Use of Language (Expressive) LLD 7: Concepts about Prints
- ELD 4: Symbol, Letter, and Print Knowledge in English
- COG 10: Documentation and Communication of Inquiry
- HSS 2: Sense of Place
- PD-HLTH 4: Fine Motor Manipulative Skills, VPA 1: Visual Art

Alignment to California Preschool Learning Foundations:

- Social-emotional development: Self-Awareness, Initiative in Learning, Cooperation and Responsibility
- Language and Literacy: Concepts about Print; Literacy Interest and Response, Writing Strategies, Literacy Interest and Response,
- (English) Language Development: Listening and Speaking, Narrative Development, Personal Connections to the Story, Story Structure, Writing, Sense of Place